



lumini Solucoes em Iluminacao LTDA
www.lumini.com.br
Email: laboratorio@lumini.com.br
Tel: +55 11 3437-5555 Fax: +55 11 3437-5555
Address: Rua Ferreira Viana, 716 - Socorro - São Paulo/SP

lumini

LumCAT:

Luminaire: focus sm a cob serie 2 e fm

LampCAT: modulo led 12.5W 3000K irc 90

Ballast type: led driver 350mA

Report No:

Voltage(V): 127.0000

Test No:

Current(A): 0.1100

Number of Lamps: 1

Power (W): 13.7400

Lamp flux(lm): 1550.0

PF: 0.9800

Length(mm): 55

Width(mm): 55

Phm Type: C

Height(mm): 0

Photometric Results

Lumens(lm): 1095.57, Efficiency(%): 70.68% , Luminous Efficacy(lm/W): 79.74

Central intensity(cd): 3759.762, Maximum intensity(cd): 3759.762

Angle of maximum intensity: C=0.0 γ =0.0

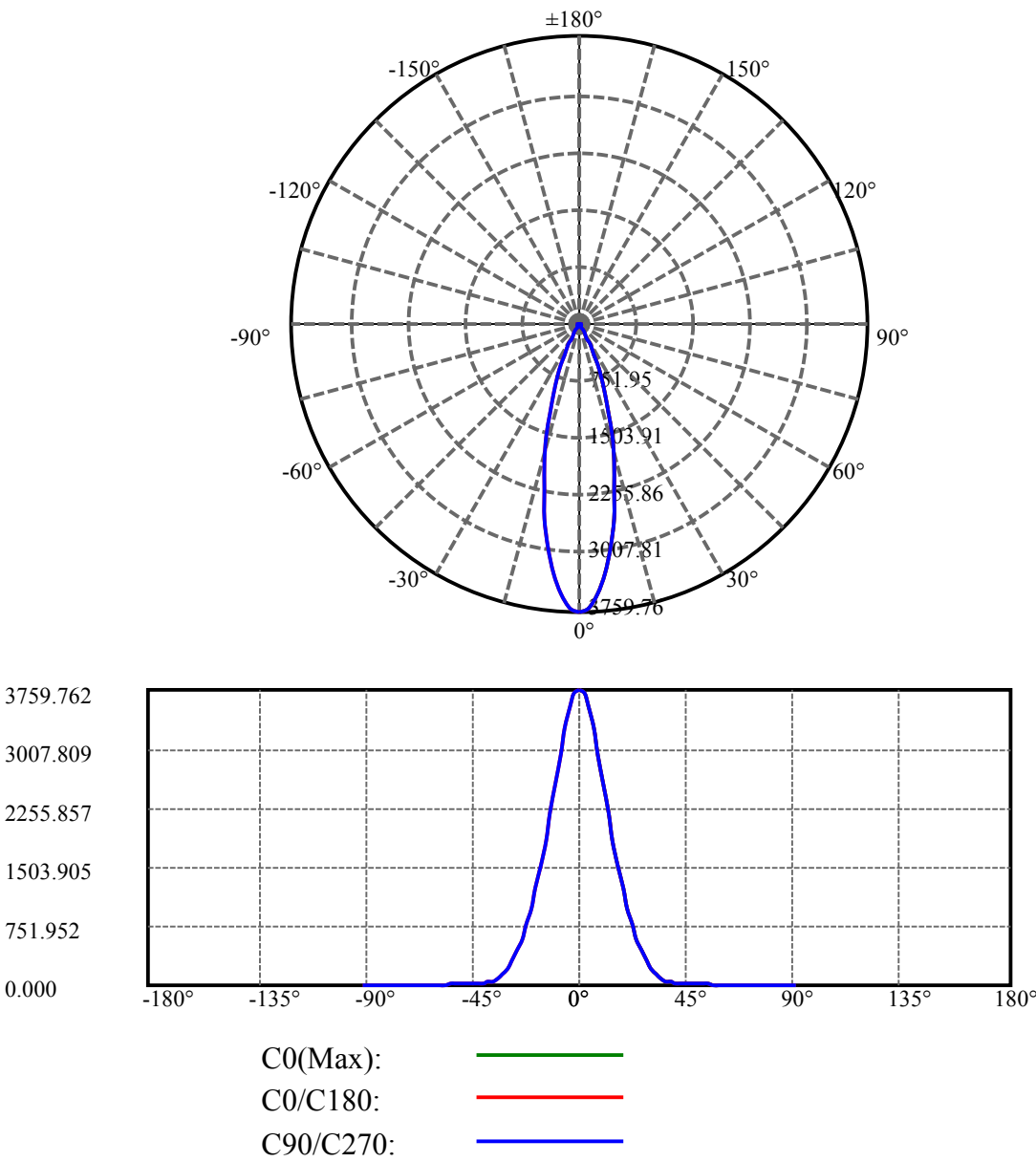
Beam angle of C0 plane : 27.65

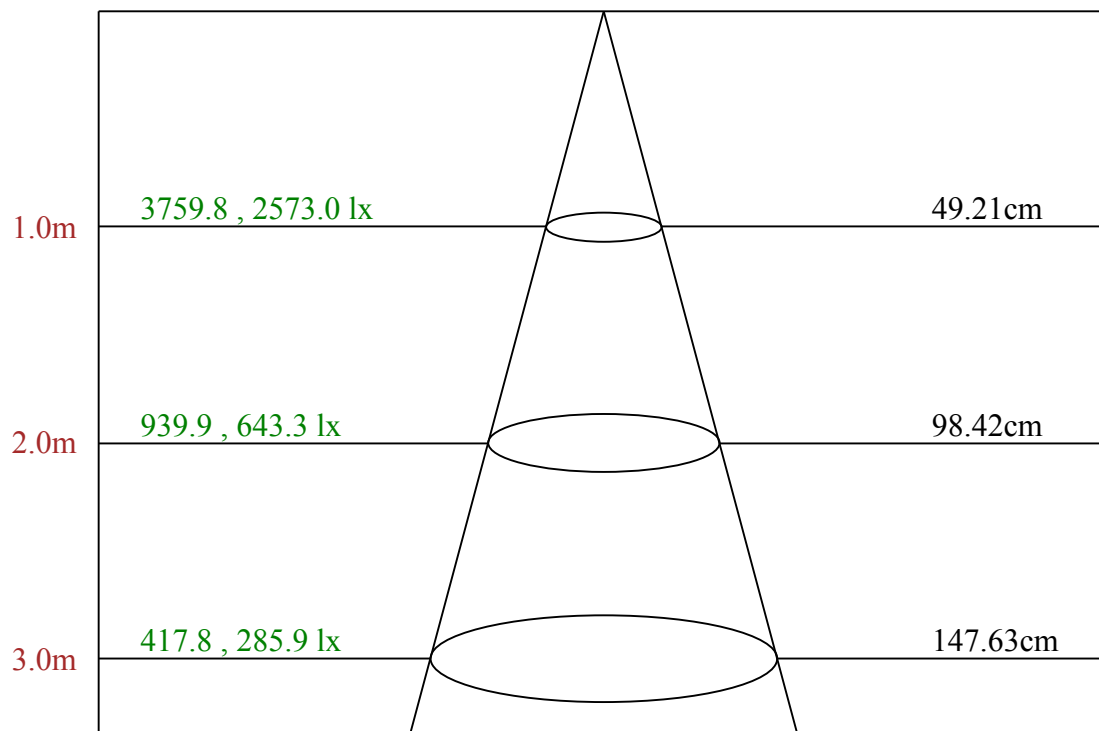
Average BeamAngle(IEC 61341): 27.65

Equipment: equipamento lumini
Temperature(°C): 25.5

Date: 5/9/2024
Humidity(%): 55.0%

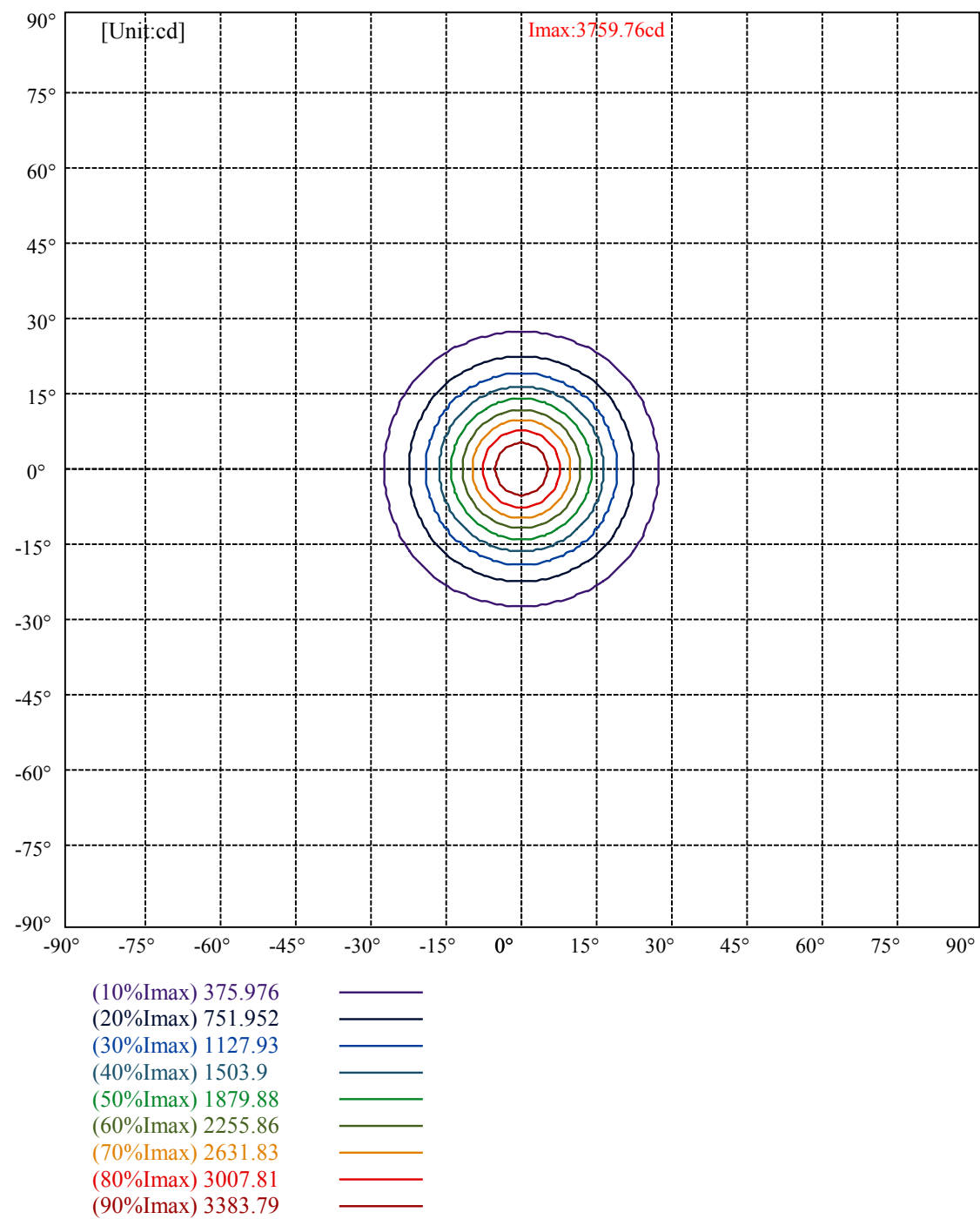
Operator: 01
Distance(m): 6.90





Max , Ave

Beam angle of C0 plane 27.65



Luminance Table

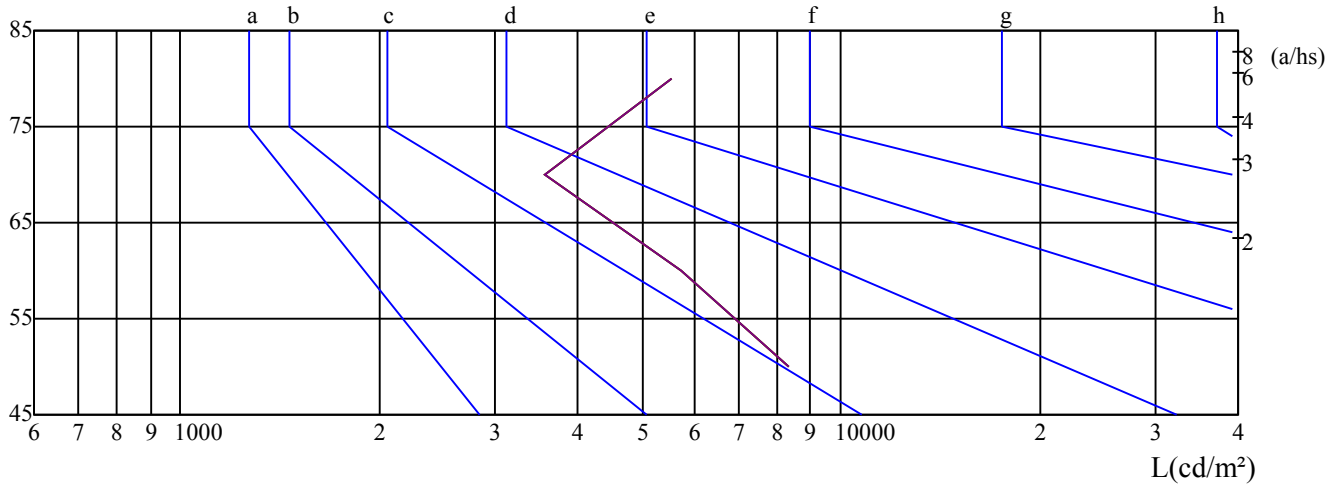
γ	45	50	55	60	65	70	75	80	85
C0	0	8359	0	5733	0	3572	0	5529	0
C45	0	8359	0	5733	0	3572	0	5529	0
C90	0	8359	0	5733	0	3572	0	5529	0

L(Hor)(65)	L(Ver)(65)	L45(65)	L(Hor)(75)	L(Ver)(75)	L45(75)	L(Hor)(85)	L(Ver)(85)	L45(85)
4567	4567	4567	4051	4051	4051	10970	10970	10970

Glare Table

Glare	Quality	Service Values Illuminance(lx)							
1.15	A	2000	1000	500	≤ 300				
1.5	B		2000	1000	500	≤ 300			
1.85	C			2000	1000	500	≤ 300		
2.2	D				2000	1000	500	≤ 300	
2.55	E					2000	1000	500	≤ 300
		a	b	c	d	e	f	g	h

Luminance Limiting Curve

 $\gamma(^{\circ})$ 

C0 ———

C45 ———

C90 ———

Illumination assessment according UGR											
Rf of Ceiling	70	70	50	50	30	70	70	50	50	30	
Rf of Wall	50	30	50	30	30	50	30	50	30	30	
Rf of Floor	20	20	20	20	20	20	20	20	20	20	
Room dimensions		Viewed crosswise					Viewed endwise				
X	Y										
2H	2H	14.44	15.37	14.80	15.68	16.00	14.49	15.42	14.85	15.73	16.05
	3H	14.59	15.42	14.98	15.76	16.11	14.65	15.48	15.03	15.81	16.16
	4H	14.64	15.41	15.05	15.77	16.13	14.70	15.46	15.10	15.82	16.19
	6H	14.83	15.53	15.24	15.90	16.30	14.87	15.57	15.29	15.95	16.35
	8H	14.97	15.63	15.39	16.02	16.43	15.01	15.68	15.43	16.06	16.47
	12H	15.20	15.83	15.63	16.23	16.64	15.24	15.87	15.67	16.27	16.69
4H	2H	14.39	15.16	14.79	15.51	15.88	14.44	15.21	14.84	15.56	15.93
	3H	14.61	15.25	15.04	15.65	16.07	14.66	15.30	15.08	15.70	16.11
	4H	14.77	15.33	15.21	15.75	16.20	14.82	15.37	15.26	15.80	16.25
	6H	15.05	15.54	15.53	16.00	16.45	15.09	15.58	15.57	16.04	16.49
	8H	15.33	15.78	15.82	16.24	16.72	15.37	15.82	15.85	16.28	16.75
	12H	15.74	16.16	16.23	16.61	17.13	15.78	16.19	16.27	16.65	17.17
8H	4H	14.73	15.19	15.22	15.65	16.12	14.78	15.23	15.27	15.69	16.17
	6H	15.18	15.55	15.69	16.03	16.54	15.22	15.59	15.72	16.07	16.58
	8H	15.66	15.97	16.19	16.49	16.99	15.69	16.00	16.22	16.52	17.02
	12H	16.29	16.53	16.84	17.05	17.57	16.32	16.56	16.87	17.07	17.60
12H	4H	14.73	15.15	15.22	15.60	16.12	14.77	15.19	15.27	15.64	16.17
	6H	15.29	15.59	15.82	16.12	16.62	15.32	15.63	15.86	16.15	16.65
	8H	15.81	16.04	16.35	16.56	17.08	15.83	16.07	16.38	16.59	17.11
Variation with the observer position at spacings:											
S = 1.0H		3.4/-2.2					3.4/-2.2				
S = 1.5H		5.0/-2.3					5.0/-2.3				
S = 2.0H		6.3/-2.3					6.3/-2.3				
Standard tables:		BK3					BK3				
Uncorrected UGR		-3.4					-3.4				

依据CIE Publ. 117 计算 UGR, S/H = 0.25